









What is L'Arche?

- 













L'Arche is a community of people with and without learning disabilities.

- 











We support people with learning disabilities to reach their full potential.






- 







Like other support providers we are regulated and inspected



 to ensure a high quality care.

- 




We create a simple shared life in shared houses.

- 





We also support people to have more independent lives.

- 











We build communities of faith. We welcome people of all faiths and none.

- 


We are committed to inclusion.

- 



L'Arche is an international organisation.



Contact details:



0800 917 1337



info@larche.org.uk



www.larche.org.uk